



National Collaborating Centre
for Methods and Tools

Centre de collaboration nationale
des méthodes et outils



Centre de collaboration nationale
sur les politiques publiques et la santé

National Collaborating Centre
for Healthy Public Policy



National Collaborating Centre
for Determinants of Health

Centre de collaboration nationale
des déterminants de la santé

The Tool for Assessing the Effects of Local Intersectoral Action

February 25, 2021

2:00 p.m. – 3:00 p.m. (EST)

Presenter(s)

Dr. Angèle Bilodeau, Professor, University of Montreal

Marie-Pier St-Louis, Research Professional, Canada Research Chair in Community Approaches and Health Inequalities (CACIS)

Gillian Kranias, External Consultant, CACIS

Facilitator(s)

Dianne Oickle, Knowledge Translation Specialist, National Collaborating Centre for Determinants of Health (NCCDH)

Funded by the Public Health Agency of Canada. Production of this presentation has been made possible through financial contribution from the Public Health Agency of Canada. The views expressed here do not necessarily reflect the views of the Public Health Agency of Canada.



National Collaborating Centre
for Methods and Tools

Centre de collaboration nationale
des méthodes et outils



Centre de collaboration nationale
sur les politiques publiques et la santé

National Collaborating Centre
for Healthy Public Policy



National Collaborating Centre
for Determinants of Health

Centre de collaboration nationale
des déterminants de la santé



The National Collaborating Centre for Determinants of Health (NCCDH)

The NCCDH is in Mi'kma'ki, the ancestral and unceded territory of the Mi'kmaq People.

The National Collaborating Centre for Methods and Tools (NCCMT)

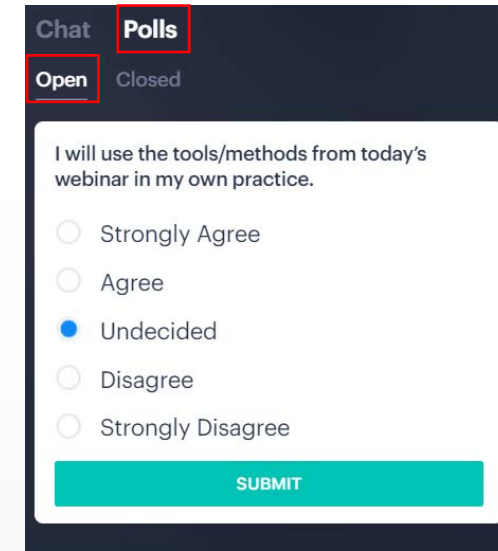
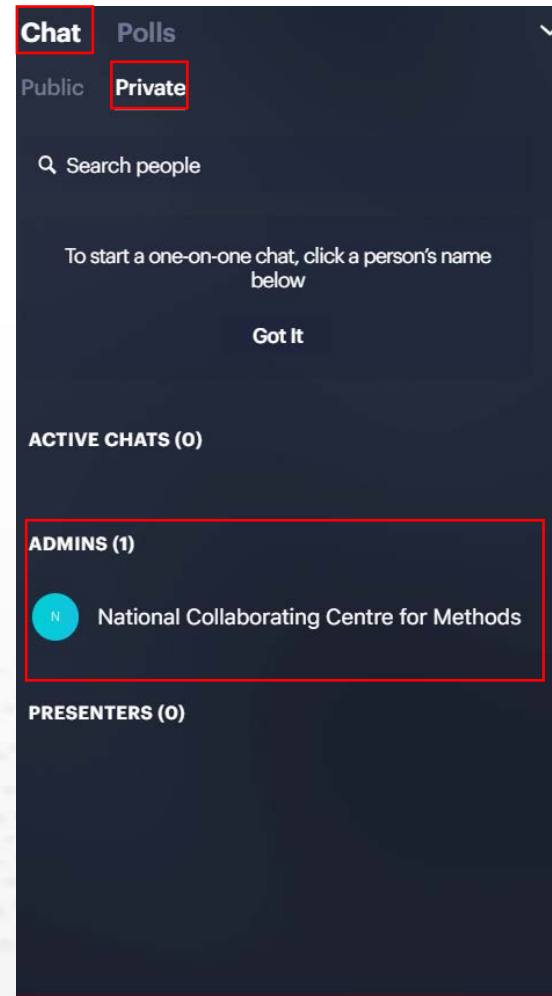
McMaster University acknowledges that it is located on the traditional territories of the Mississauga and Haudenosaunee nations.

The National Collaborating Centre for Healthy Public Policy (NCCHPP)

We acknowledge that we are on an age-old Indigenous territory, a place of meeting and diplomacy between peoples and the site of the signing of the Great Peace treaty. We thank the Kanien'keha'ka (Mohawk) nation for their hospitality on this unceded territory.

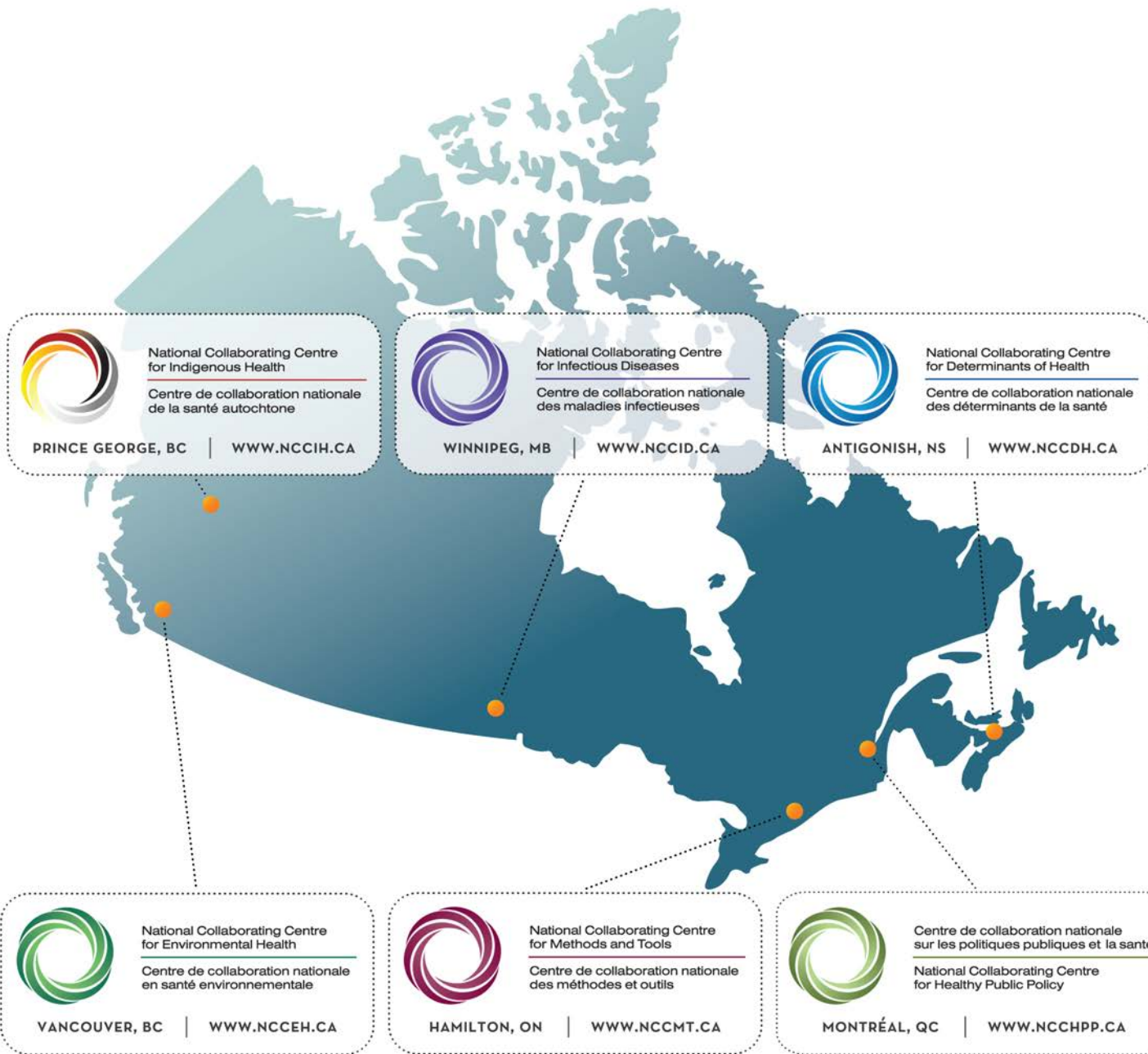
Housekeeping

- We are testing a new webinar platform
- Connection issues
 - We recommend using a wired Internet Connection
 - If you are experiencing technical issues please send a private message to admin
- Use chat to post questions and/or comments throughout the webinar
 - Post your questions in the public chat box
 - Send questions about technical difficulties in a private chat to admin
- Polling



After Today

After the webinar, access the recording (in English) at www.youtube.com/nccmt and slides in English and French at www.slideshare.net/NCCMT/presentations.



Poll Question 1

Have you visited the National Collaborating Centres for Public Health (NCCPH) website or the website of any of the six collaborating centres before or used any of their resources?

A) Yes

B) No

Poll Question 2

If you stated YES on the previous question, how many times have you used the resources?

- A) Once
- B) 2-3 times
- C) 4-10 times
- D) 10+ times

Presenter(s)



Dr. Angèle Bilodeau

Full Research Professor, Schools of Public Health, University of Montreal



Marie-Pier St-Louis

Research Professional, Canada Research Chair in Community Approaches and Health Inequalities (CACIS)



Gillian Kranias

External Consultant, Canada Research Chair in Community Approaches and Health Inequalities (CACIS)

WEBINAR OBJECTIVES

Share an introduction
to the Tool

Explore ways to use
the Tool

Questions and
dialogue

PRODUCTION OF THE ORIGINAL FRENCH TOOL

Origins of Tool

- Research guided by questions from grassroots actors.
- Research linking processes and effects of intersectoral action on living environments.

Development of the Tool

- 2016 - 2017: 4 workshops on the Tool's features with Neighbourhood Round Table members
- Knowledge Mobilization Specialists to design the Tool
- 2018 : 1st prototype with 3 local intersectoral round tables to develop and test the Tool
- 2019: Online Tool development
- Launched in October 2019 at: Communagir <https://www.communagir.org>

PEOPLE WHO CONTRIBUTED TO THE DEVELOPMENT OF THE TOOL

Angèle Bilodeau, PhD

Full Research Professor, School of Public Health, University of Montréal

Louise Potvin, PhD

Full Professor, School of Public Health, University of Montréal

Chantal Lefebvre

Research Professional, Léa-Roback Research Center on social inequalities in health in Montréal

Marilène Galarneau

Research Professional, Léa-Roback Research Center on social inequalities in health in Montréal

Marie-Pier St-Louis

Canada Research Chair in Community Approaches and Health Inequalities (CACIS)

Alain Meunier

Research and Development Advisor, Communagir

Yves Bellavance

Coordinator, Coalition montréalaise des Tables de quartier



CHAIRE DE RECHERCHE DU CANADA

APPROCHES COMMUNAUTAIRES
ET INÉGALITÉS DE SANTÉ



Communagir



TRANSLATION OF THE TOOL IN ENGLISH

- November, 2019: Translation by a professional translator
- January, 2020 : Meeting of the translation committee composed of bilingual experts.
- May, 2020 : Pretest with English-speaking practitioners.
- Launch in December 2020 on the Tamarack Institute website:
<https://www.tamarackcommunity.ca/>



Translation of the Tool received financial support from the SSHRC Connection Grant (611-2019-1023)

What does the Tool include?



Module 1

Taking ownership of the foundations of the Tool



Module 2

Mapping the key events of a project and translating them into a chain of transitional outcomes



Module 3

Diagramming a project's chain of transitional outcomes, identifying what has been learned, and reinvesting it in the action

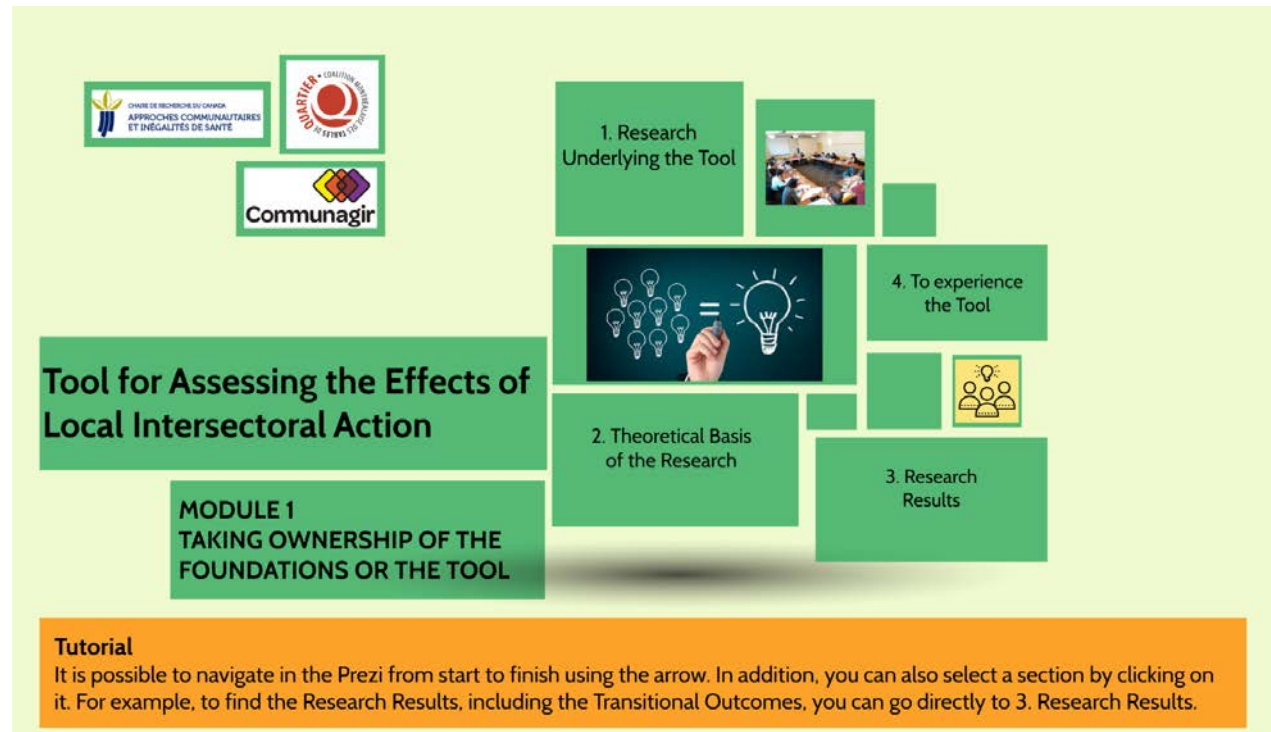


Module 1

Taking ownership of the foundations of the Tool

Module 1 includes:

- **Animated presentation**
- **Documentation (research publications)**



RESEARCH FINDINGS (1)

Local intersectoral action in the area of social development leads to tangible material and social transformations in living environments.

These transformations affect the availability/accessibility within living environments of resources that promote health and wellbeing.

These transformations correspond to local culture, history, and needs.

RESEARCH FINDINGS (2)

12 Transitional Outcomes
mark the progression of action
towards its effects.

WHAT IS A TRANSITIONAL OUTCOME?

An observable indication of action as it occurs.

Transitional outcomes represent
events that mark
the progress of action
towards its effects.

The transitional outcomes relate to 3 areas of intersectoral action

Network Setup and Governance



Network Creation and Adoption of Network Governance Structures and Rules

Resolution of Controversies



Self-representing and Influencing Others



Production, Placement, Activation and Strengthening of Intermediaries

Representation by Spokespersons and their Strengthening



Aligning Necessary Actors and Resources



Resource Acquisition and Commitment of Decision-Makers

Alignment of Interests, Actors and Networks



TRANSITIONAL OUTCOMES... in a nutshell

1st ACTION AREA NETWORK SETUP AND GOVERNANCE

1) Network Creation

Establishment of linkages between heterogeneous social actors and nonhuman entities (knowledge, reports, policies, technologies, funding), including setting them into motion in projects.

2) Adoption of Network Governance Structures and Rules

Adoption of methods for collective functioning within a network to regulate participation and the decision-making process.

3) Resolution of Controversies

Identification and elaboration of solutions in the case of controversies that prevent actors from cooperating.

TRANSITIONAL OUTCOMES... in a nutshell

2nd ACTION AREA SELF-REPRESENTING AND INFLUENCING OTHERS

4) Production of Intermediaries

Expression of convergent ideas and positions (priorities, projects, solutions) in material form (plans, reports, briefs).

5) Placement of Intermediaries

Introduction of intermediaries into other networks, to decision-makers, to media, or into other intermediaries (e.g., briefs).

6) Activation of Intermediaries

Promotion and use of intermediaries by strategic actors or networks.

7) Representation by Spokespersons

Action/statements to communicate positions, generate interest, or influence the position and commitment of other strategic actors or networks.

8) Strengthening of Spokespersons and Intermediaries


Reinforcement of the legitimacy and credibility of spokespersons and the intermediaries they convey, to ensure that they are better recognized by the populations and groups on whose behalf they speak and taken into greater consideration by strategic actors.



TRANSITIONAL OUTCOMES... in a nutshell

3rd ACTION AREA ALIGNING NECESSARY ACTORS AND RESOURCES

9) Alignment of Interests Movements of Actors



Convergence of interests, position shifts, engagement of actors in new roles, transformations in power relationships that promote collective action.

10) Resource Acquisition


Harnessing of necessary resources (funding, labour, expertise, and technical support) for the network's operation and achievement of its goals.

11) Expansion and Strengthening of Networks and their Projects

Recruitment of new actors, addition of nonhuman entities, strengthening relationships within a network or between networks. Strengthening or expansion of the projects supported by these networks.

12) Commitment of Decision-Makers in Achieving Change

Commitment of actors holding the reins of decision-making and action, whether inside or outside a network.





Module 2

Mapping the key events of a project and translating them into a chain of transitional outcomes

Goals:

- **Identify** the significant events leading to observable effects in living environments based on your project's story.
- **Link** these events to a more general theory that identifies 12 generic 'transitional outcomes'.

Module 2 includes:

- ▶ Facilitator guide
- ▶ Complementary documents

FACILITATOR GUIDE Agenda



— Agenda



Step 1:
Welcome participants
and present the workshop objectives

Step 2:
Orient participants to the
foundations of the Tool

Step 3:
Validate the project story


— Break

Step 4:
Link key events with
transitional outcomes

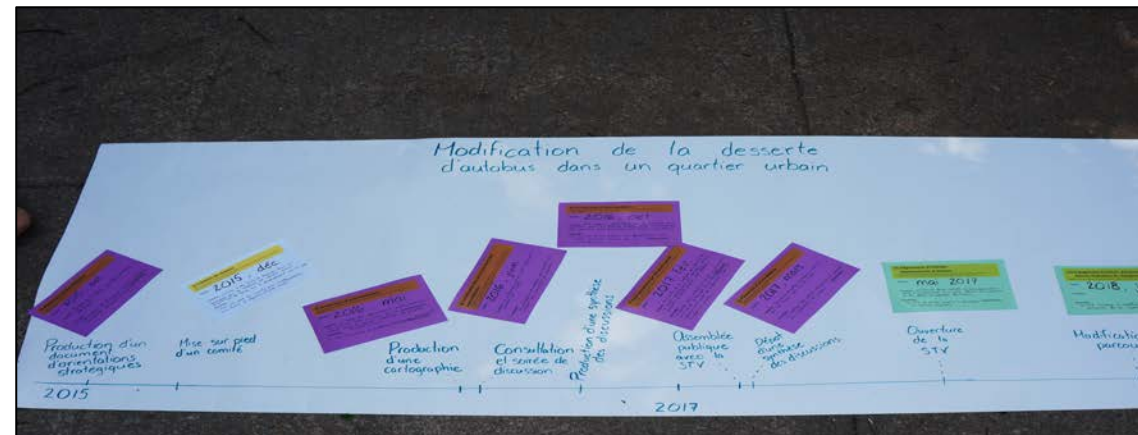
Step 5:
Debrief

Step 6:

BEGINNING OF THE WORKSHOP



END OF THE WORKSHOP





Module 3

Diagramming a project's chain of transitional outcomes, identifying what has been learned, and reinvesting it in the action

GOALS:

- Gain an overall view of the project impacts.
- Capture learnings in order to reinvest them in action.

Module 3 includes:

- a [timeline](#) template, to consolidate the chain of significant events and transitional outcomes within your project;
- a sample [diagram](#) of a project's chain of transitional outcomes;
- a [question grid](#) to draw out lessons and reinvest them in action.

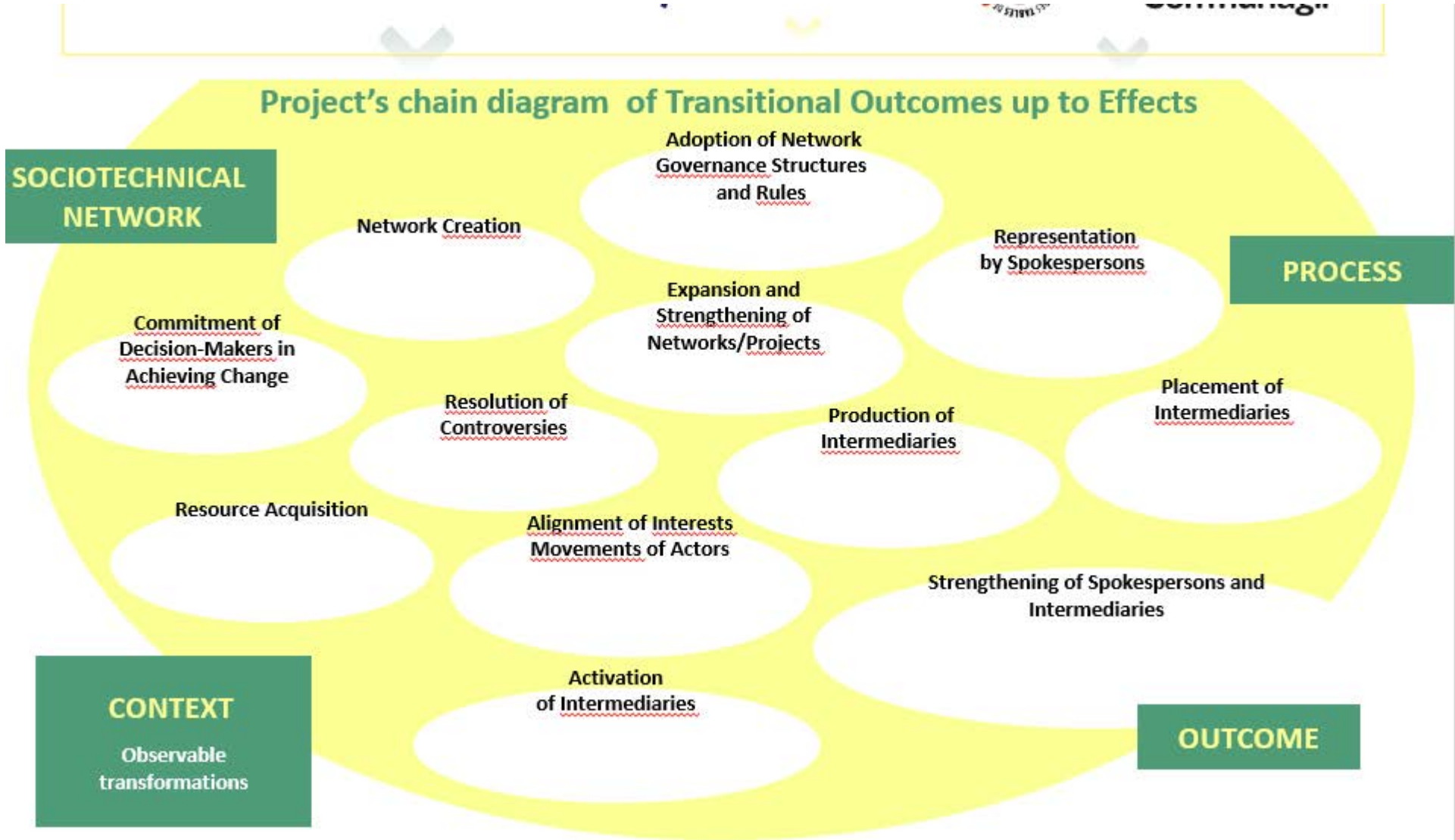


DIAGRAM TEMPLATE

Instructions

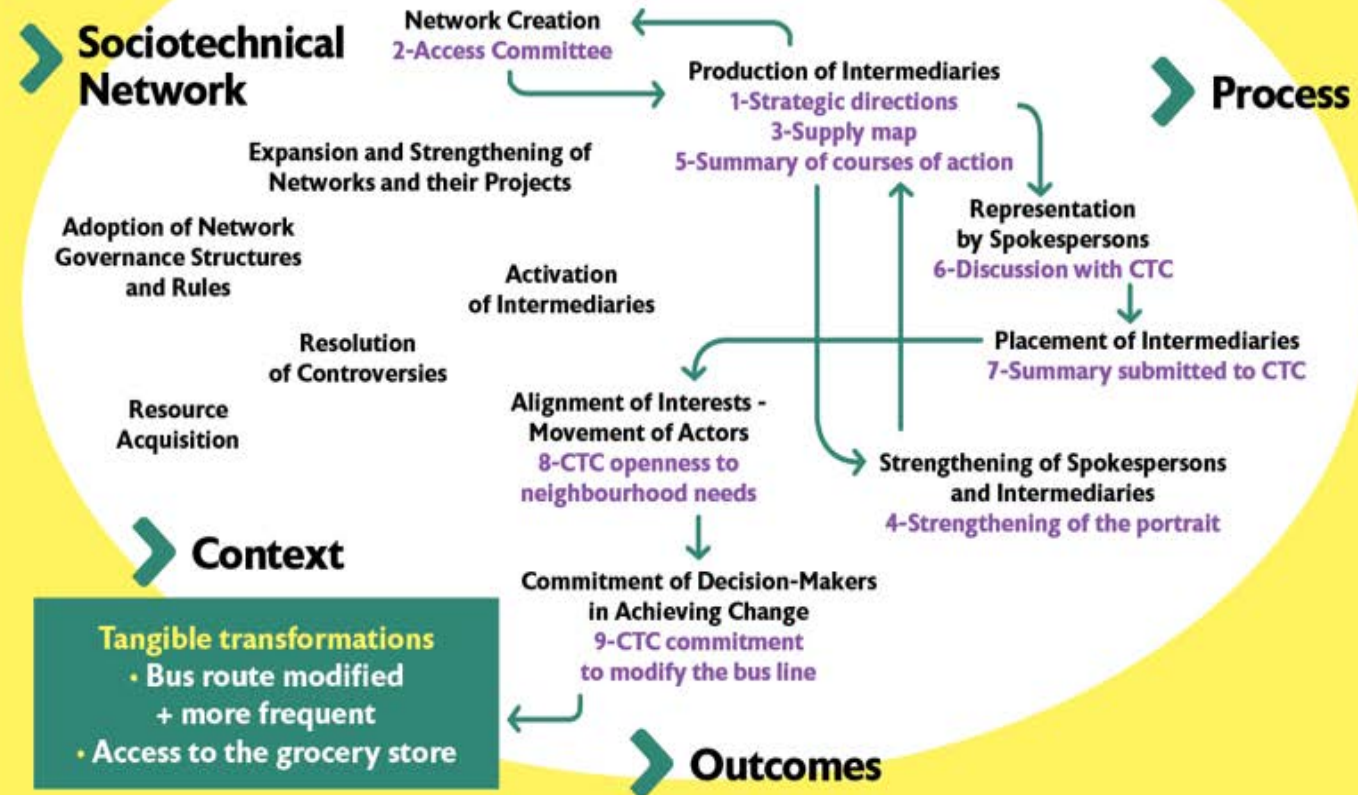
Starting with the time line:

1. Number the events from 1 to n.
2. Place them under the transitional outcomes they correspond to.
3. Use arrows to connect event s1 to n until they lead up to transformations in the living environment.

Module 3

Project's chain diagram of Transitional Outcomes up to Effects

Project for modifying bus service in an urban neighbourhood*

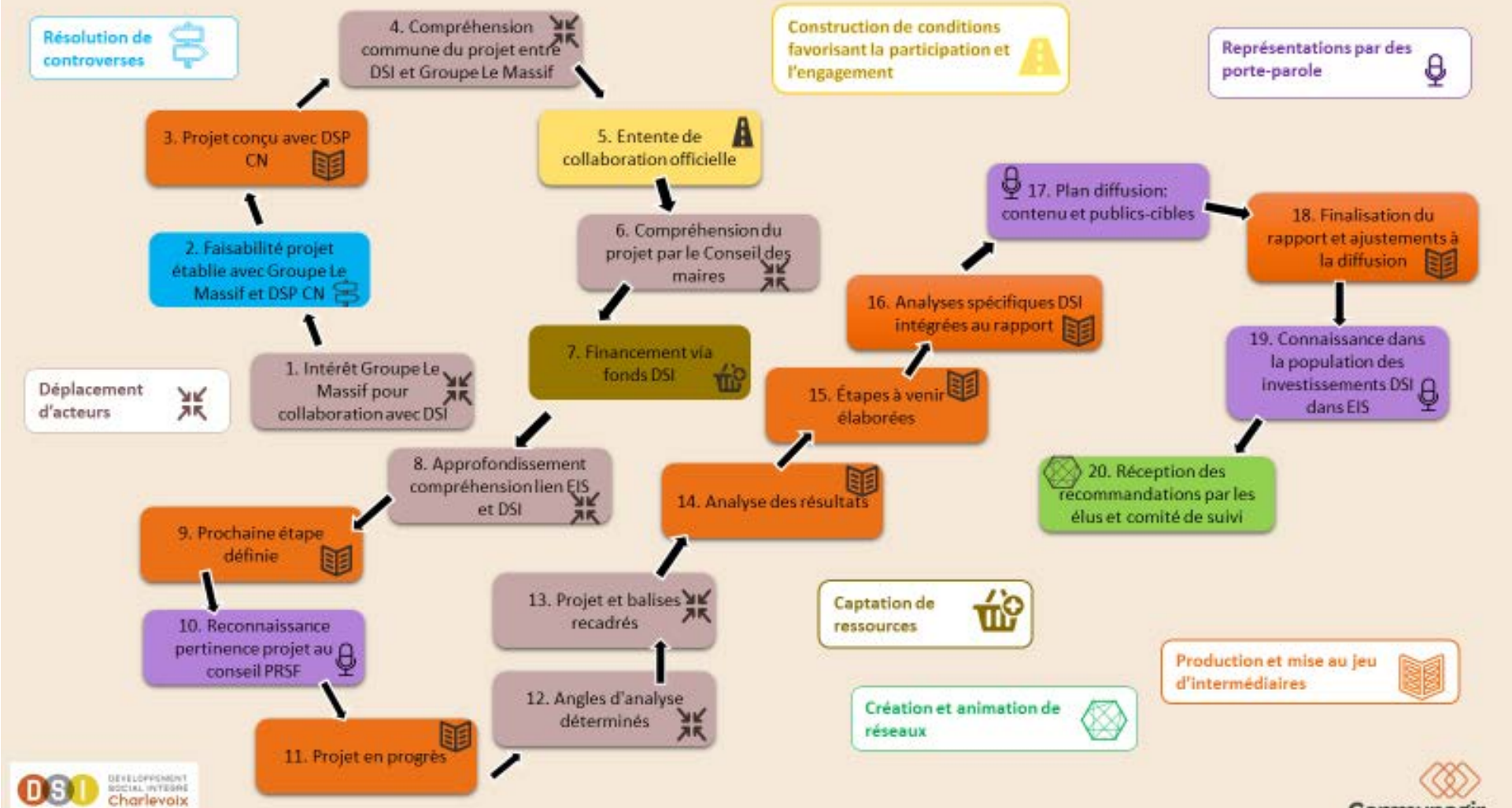


EXAMPLE OF COMPLETED DIAGRAM
TEMPLATE

A QUESTION GRID TO HELP ANALYZE YOUR DIAGRAM

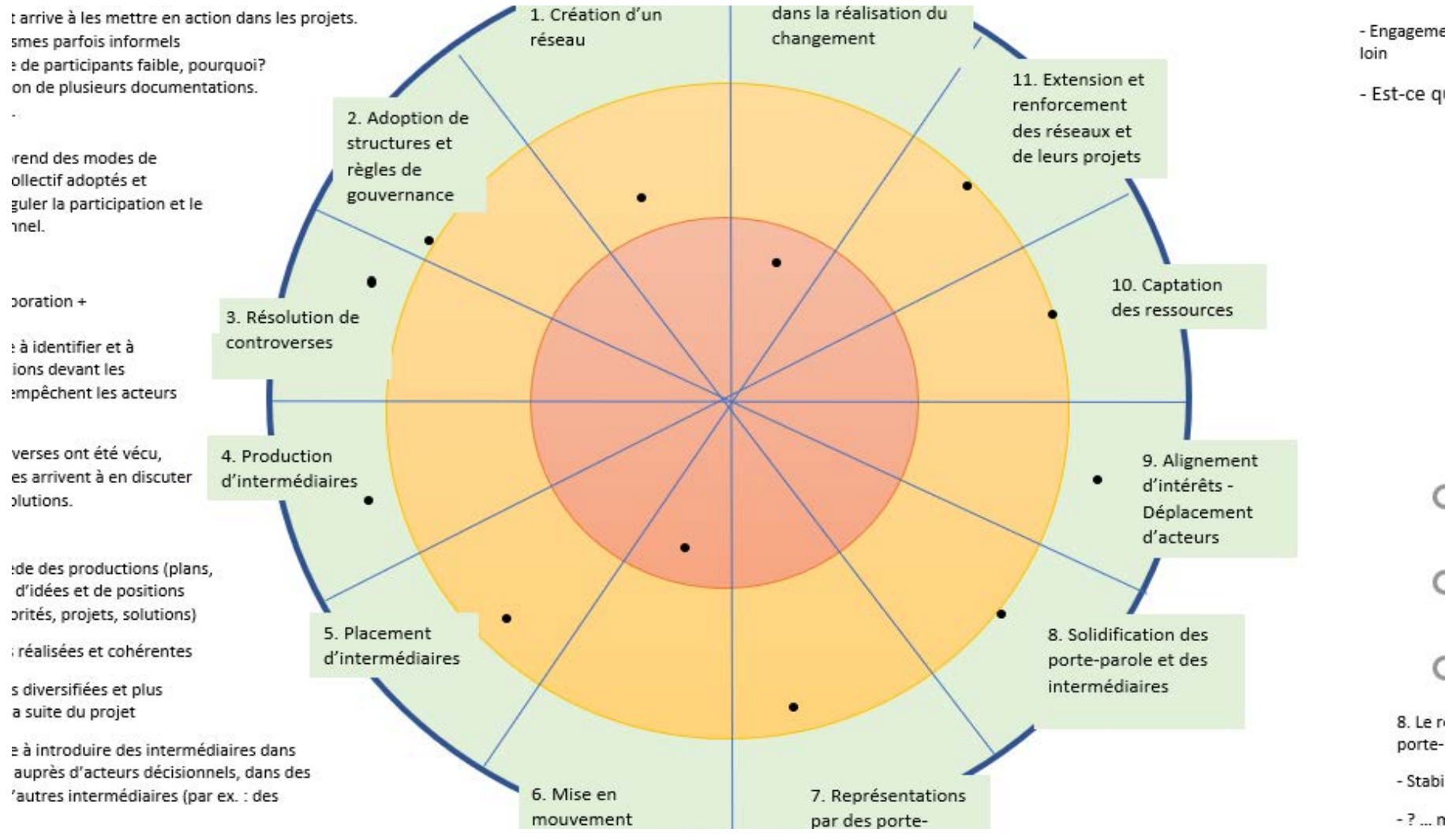
(Note: examples only below - the full question set is online)

Learning Lessons	Integrating Learnings into Action	Drawing lessons and courses of action specific to each Transitional Outcome
Were certain transitional outcomes absent from the chain that could have been useful during our project?	List the skills you think the network needs to further develop, in order to achieve/strengthen transitional outcomes .	Network Creation: When looking at the desired effects, should other actors be mobilized? Why? How do we best sustain the engagement of those already mobilized?



Sonia Racine, Communagir, in a case study of Développement social intégré Charlevoix.

Example of a different approach to diagram a chain of transitional outcomes



Marie-Pier St-Louis, in a case study of Table de quartier de la Pointe de l'Île.

Example of a different approach to diagram the use of transitional outcomes

USES OF THE TOOL FOR STRATEGIC LEARNING

Retrospective analysis

Reflect on the important events of a project:

- Were there any repetitions or overinvestments in certain **transitional outcomes**? Why?
- Were certain **transitional outcomes** absent from the chain that could have been useful during our project?
- To what extent was it challenging to achieve **transitional outcomes**? Briefly explain.

Prospective (strategic) analysis

Consider about actions to undertake:

- Are there any **transitional outcomes** critical to achieving the project's desired effects?
- To what extent could greater engagement of certain actors influence **transitional outcomes**? Identify which actors and their associated potential influences that could be achieved.



Questions ?

Thank you!

Webinar Feedback

Your responses will be kept anonymous.

Please indicate your level of agreement with the following

1. Participating in this webinar increased my knowledge and understanding of this tool.

Strongly agree

Agree

Undecided

Disagree

Strongly Disagree

Webinar Feedback

Your responses will be kept anonymous.

Please indicate your level of agreement with the following:

2. I will use the tool/method from today's webinar in my own practice.

Strongly agree

Agree

Undecided

Disagree

Strongly Disagree

Webinar Feedback

Your responses will be kept anonymous.

3. Which of the following statements apply to your experience with the webinar today (check all that apply):

- The webinar was relevant to me and my public health practice
- The webinar was effectively facilitated
- The webinar had opportunities to participate
- The webinar was easy to follow along
- The webinar met my expectations

Webinar Feedback

Your responses will be kept anonymous.

4. Would you recommend this webinar to others?

- Yes
- No
- Maybe

Webinar Feedback

Your responses will be kept anonymous.

5. How did you hear about the event? (check all that apply)

- NCCDH newsletter
- NCCDH website
- NCCHPP newsletter
- NCCHPP website
- NCCMT newsletter
- NCCMT website
- From a colleague
- Twitter
- Other



National Collaborating Centre
for Methods and Tools

Centre de collaboration nationale
des méthodes et outils



Centre de collaboration nationale
sur les politiques publiques et la santé

National Collaborating Centre
for Healthy Public Policy



National Collaborating Centre
for Determinants of Health

Centre de collaboration nationale
des déterminants de la santé



Webinars from the NCCDH:

<https://nccdh.ca/connect/workshops-events/webinars/>

Webinars from the NCCMT: <http://www.nccmt.ca/capacity-development/webinars>

Webinars from the NCCHPP:

<http://www.ncchpp.ca/638/webinars.ccnpps>



National Collaborating Centre
for Methods and Tools

Centre de collaboration nationale
des méthodes et outils



Centre de collaboration nationale
sur les politiques publiques et la santé

National Collaborating Centre
for Healthy Public Policy



National Collaborating Centre
for Determinants of Health

Centre de collaboration nationale
des déterminants de la santé

For more information:

NCCDH website: www.nccdh.ca

NCCMT website: www.nccmt.ca

NCCHPP website: www.ncchpp.ca